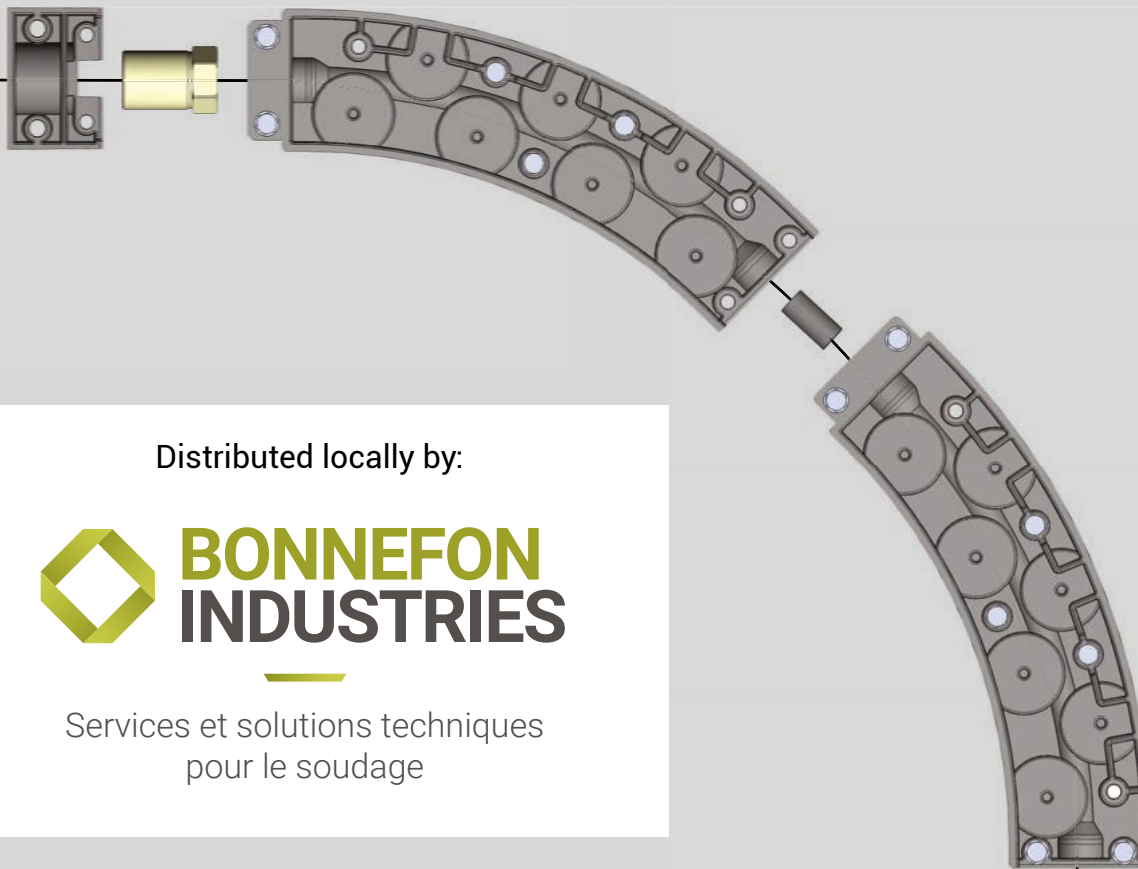


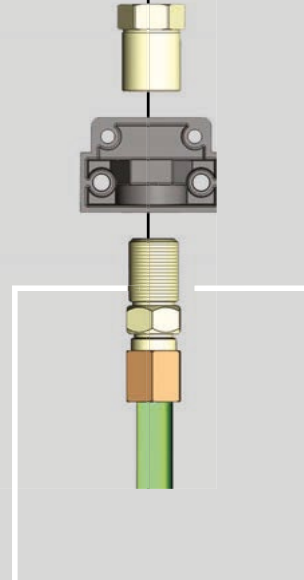
Productcatalog
welding wire dispensing systems



Distributed locally by:

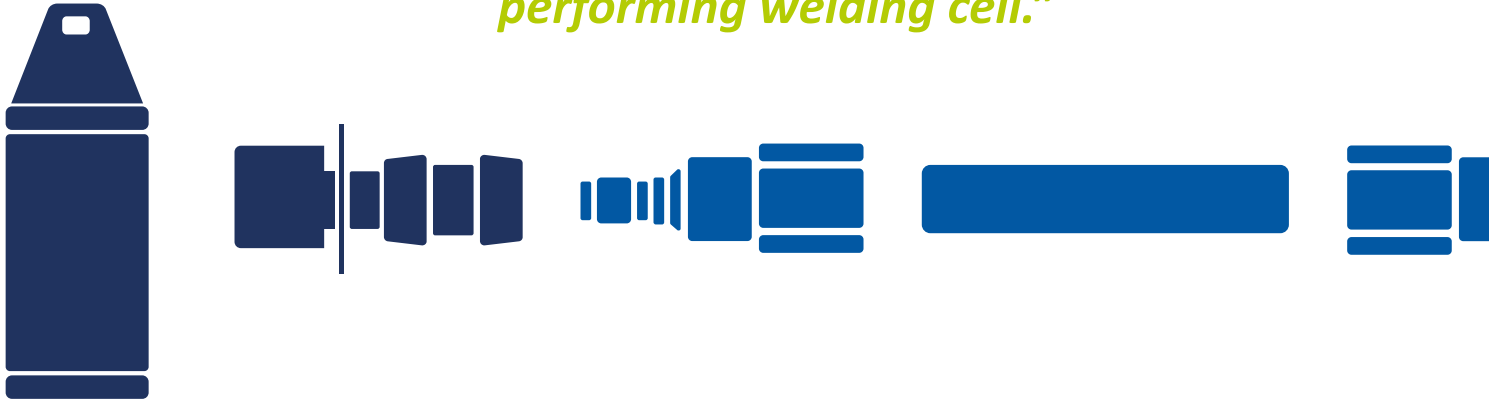


Services et solutions techniques
pour le soudage



About Wire Wizard

“Give us your worst performing welding cell and we’ll make it your best performing welding cell.”



Dear Welding Associate,

You’re about to enter the world of the Wire Wizard. This Wizard will hand you a solution for each wire feed problem you are faced with or will be in future. Wire Wizard is the world leading brand in wire dispensing products. Started in 1985 by Elco Enterprises, Inc. in USA and brought over to Europe in 1999. Through anticipation of customer needs and ongoing dialogue with end users Wire Wizard created a distinct product line of High quality products.

What is Wire Wizard?

Wire Wizard is a range of products to dispense welding wire from any kind of spool or drum to any kind of wire feeder. This means that whatever kind of drums you’re using; Wire Wizard has a cone especially for your type of drum. And also that whatever brand of robot or manual welding machine you use; Wire Wizard has a connector specially for your type of wire feeder. In combination with the high quality conduit you are able to connect everything to anything.

The first goal of Wire Wizard is to improve the productivity of your welding cell. Our motto:

“Give us your worst performing welding cell and we’ll make it your best performing welding cell.”

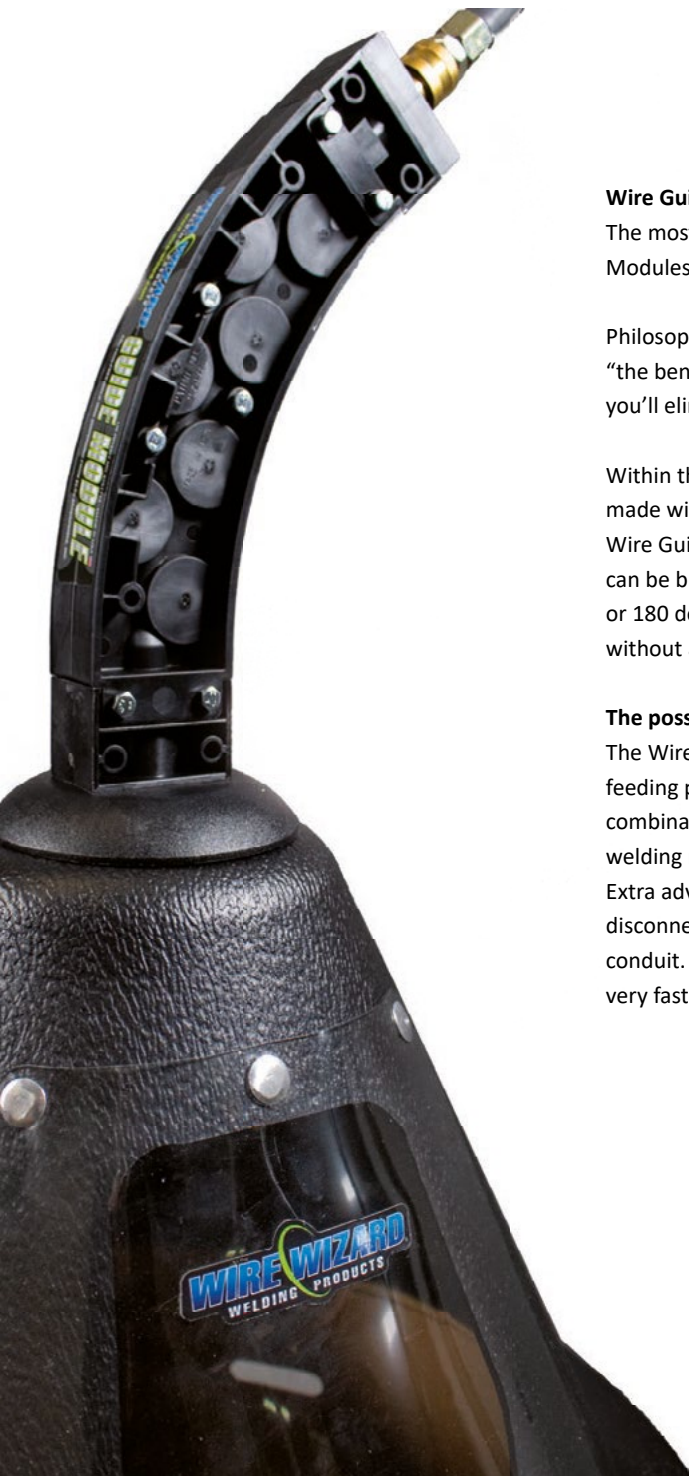
Five steps to your solution

Wire Wizard keeps things simple. Each situation is connected with a universal type of connector and also the conduit is easy to choose. This makes it very easy to compose your own set of equipment specially for your situation. In five steps this catalogue takes you to a perfect set of equipment.

On our website www.wire-wizard.eu you can find our Wire Wizard Tool. With this tool we take you through five steps in order To compose your own perfect set of equipment. In step five you can easily add these items to a quotation request.



“The Wire Wizard Tool”



Wire Guide Modules

The most spectacular innovation in years are the Wire Guide Modules. A totally different concept of feeding wire.

Philosophy: What causes the most friction in wire transport? Exactly, "the bends and curves in your conduit". Eliminate these curves, you'll eliminate the friction.

Within this way of thinking the straight ends of your wire feed are made with the familiar conduits and the bends are made with these Wire Guide Modules. Each module has a curve of 45 degrees and can be built together with other modules in order to make a 90, 135 or 180 degrees curves. In this way large distances can be bridged without assist.

The possibilities

The Wire Wizard program offers a total solution for all your wire feeding problems with high quality products. With a simple combination of products it is possible to equip every robot or welding machine with a drum placed at a variable distance. Extra advantage is that every connection is made with quick disconnections. This makes it very easy to replace or clean the conduit. To change from one type of wire to another can be done very fast.

Watch the video
about Wire Wizard



Step 1 - Cones

Unbreakable polyethylene cones for all available drums made with two flexible window-flaps



Round drum cone

Round drum cone for Economical or Environmental fiber drums. The lip securely anchors the cone to the drum.

| Size in cm | Part No. |
|------------|----------|
| 51 cm | WW10201F |
| 58 cm | WW10231F |
| 67 cm | WW10260F |



Octagon drum cone

Octagon drum cone for octagonal packs. The lip securely anchors the cone to the pack.

| Size in cm | Part No. |
|------------|-----------|
| 52 cm | WWOC205 |
| 60 cm | WWOC235 H |

| Size in cm | Part No. |
|------------|-----------|
| 60 cm | WWOC235 L |



Low profile hood



Square drum cone

Square drum cone for square packs. The lip securely anchors the cone to the pack.


| Size in cm | Part No. |
|------------|----------|
| 54 cm | WWSC-21 |
| 61 cm | WWSC-24 |
| 72 cm | WWSC-28 |



Round drum cone

Round drum cone for standard fiber drums. Mounted with the metal ring supplied with the drum.

| Size in cm | Part No. |
|------------|----------|
| 51 cm | WW10200C |
| 52 cm | WW10204C |



Step 2 - Cone connectors

Direct Pull Kit

The WWDP is the most universal cone-connector and is the right choice for 99% of all applications.


The kit contains a female connector with insulation-sleeve, a washer and a ceramic insert in a delrin socket.



Cone Connector Insulator

Insulator for the drum connection

WW-DI



Universal insulation sleeve for all quick disconnects.

Re-usable drum core

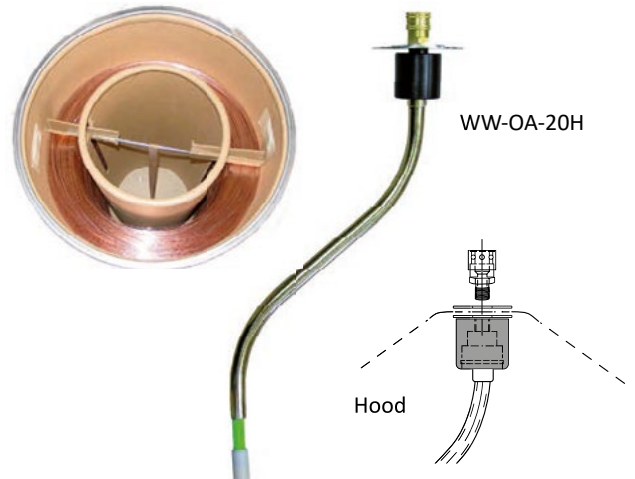
The re-usable drum core is special designed for coreless drums. This tool prevents the wire from flipping over inside the drum. Herewith the downtime caused by tangled wire is history.



Orbital Arm kit

The orbital arm is developed to solve problems which can occur during the unwinding of drums. Small diameter wires and heavy tangling wire can cause nuts inside the drum. With the orbital arm these problems can be solved easily.

The orbital arm prevents the wire to get caught-up by the center-core of the drum.



Wire detection

Wire sensor block M12 (male thread in, female out)



Wire end sensor 24V (including 10 Mtr Cable)



WWA5-E34-NC (Normally close)
WWA5-E34-NO (Normally open)
The wire-end-detection-sensor can be used at Mild steel, stainless steel and aluminum.


Mounting at drum-cone by using WWDP



Step 3 - Conduits for Mild Steel

Extra Flexible Conduit

Patented elliptical smooth coated spring liners



ELCo Extra Flexible Conduit

The Wire Wizard extra flexible conduit made with hard metal spring of elliptical wire for:

- Less contact with welding wire surface
- Minimum friction
- Smooth round edges in bends
- Easy to feed in new wire



The double insulation jacket makes the right proportion in stiff and flexible.

| | Part No. | Dimensions in mm inside x outside | Connector | Use for wire | Order quantity | Bulk length |
|---|----------|--------------------------------------|-----------|--------------|----------------|-------------|
| | FC-X | 6,0 x 12,7 mm | A-10CX | 0,6 - 1,6 mm | Per mtr | 30,5 mtr |
| The FC-X liner is the standard for MIG/MAG welding | | | | | | |
| | FC-XH | 7,5 x 15,5 mm | A-10R | 1,6 - 2,4 mm | Per mtr | 30,5 mtr |
| | FC-XH-LW | 10,0 x 19,0 mm | A-9+A6 | 2,4 - 5,0 mm | Per mtr | 30,5 mtr |

Get connected in 3 steps

- Cut your conduit at the right length with a cutter or angle grinder. **Attention: Do not strip it**
- Push the connector onto the liner. Make sure the clamping ring is in place.
- Tighten the connector with two wrenches.



Extra Flexible Conduit in fixed lengths with swaged connectors


All conduits in our range are also available in fixed lengths with swaged connectors. For the FC-X we have made some standards.

| Length* | Part No. |
|---------|----------|
| 1,5 m | FCX015 |
| 3,0 m | FCX030 |
| 5,0 m | FCX050 |
| 8,0 m | FCX080 |
| 10,0 m | FCX100 |

Two Swaged connectors


One side with polymer strain relief

**Other lengths can be made at request*



Step 3 - Extreme Flexible Conduit

Extreme Flex Conduit



Extreme Flex Conduit

Shown as cut length with connectors and strain reliefs



Polymer strain relief

Included on all pre-cut lengths

Flexible outer jacket



Patented low friction elliptical liner

FC-E Conduit

This new extreme flexible conduit is made for those robotic applications in which the robot has to operate in a very tight welding cell.

When using a regular stiff conduit for such applications, the conduit can easily hook up with other parts. Or in case of a fast moving robot the conduit can hit against the walls of the cell causing damage to the feeder connectors

This extreme flexible conduit bends easy into the small spaces around the robot

Available lengths and connectors

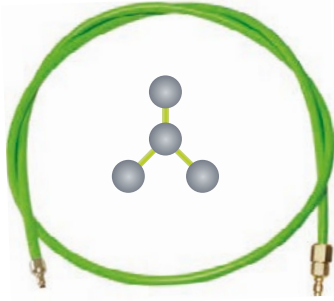
| FC-E Conduit per meter | |
|---|------------------------------|
| | |
| FC-E Diameter: 6,0 x 11,7 mm Order quantity: per meter Bulk length: 30,5 meter | |
| | |
| Standard connector A-10CH | A-11E-2-3 Reinforcement tube |
| | |
| Strain relief connector A-10CH-SR | |



| FC-E Conduit in fixed lengths with two different connections | | | |
|--|------------------|---|------------------|
| Wire Wizard | | Panasonic/Nitto | |
| 3,0 m | FCE030W | 3,0 m | FCE030P |
| 5,0 m | FCE050W | 5,0 m | FCE050P |
| 7,5 m | FCE075W | 7,5 m | FCE075P |
| 10,0 m | FCE100W | 10,0 m | FCE100P |
| 2x at conduit | At feeder / drum | 2x at conduit | At feeder / drum |
| | | | |
| Wizard male bayonet fits wizard female QD | | Panasonic fits Niito HI Cupla Ace connector | |

Step 3 – Conduits Stainless Steel & Aluminum

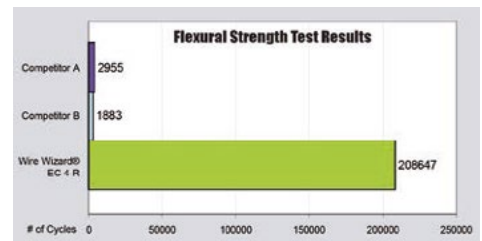
Polymer Conduit





The Wire Wizard polymer conduit is made of a cross-linked polymer which unites all the best in one.

- Low friction coefficient
- Extended wear
- High durability
- Light in weight

Tested for maximum durability by continuously flexing it back and forward. The EC-4 lasts over 200.000 times. That's the amount of the leading competition times 70!



| | Part No. | Dimensions in mm | Connector | Use for wire | Order quantity | Bulk length |
|--|----------|------------------|-----------|--------------|----------------|-------------|
|  | EC-4 | 7,6 x 11,7 mm | A-10CH | 0,6 - 1,6 mm | Per mtr | 152 mtr |
| The EC-4 liner is the standard for MIG/MAG welding | | | | | | |
|  | EC-5 | 10,0 x 15,2 mm | A-10R | 1,6 - 5,0 mm | Per mtr | 152 mtr |

Polymer liner insert for metal-free connector transit



A-4LH 2,3 x 4,5 mm Length = 100 mm



A-4LH-XL Length = 150 mm


The A-4LH is designed to prevent the wire from shaving against the steel connectors. The EC-4 conduit nudge against the liner-insert which makes the wire transit completely metal-free.



Polymer Conduit in fixed lengths with thread connectors

All conduits in our range are also available in fixed lengths with thread-connectors For the EC-4 we have some standards.
















| Length* | Part No. | Length* | Part No. |
|---------|----------|---------|----------|
| 1,5 m | EC4-015 | 8,0 m | EC4-080 |
| 3,0 m | EC4-030 | 10,0 m | EC4-100 |
| 5,0 m | EC4-050 | 12,0 m | EC4-120 |





*Other lengths can be made at request

Step 4 - Conduit Connectors

Connectors for Extra Flexible Conduit











| Conduit | Compression | Press-on | In-Line | Union | |
|---|--|--|--|---|--|
|  FC-X |  A-10CX |  A-11X |  A-10XM | |  For connectors with a strain relief add -SR to the article number |
|  FC-XH |  A-10R |  A-11XH |  A-10RM |  A-10RU | |
|  FC-XH-LW |  A9 + A6 (HD see page 22) |  A-11XH-LW |  A-9 |  A-9U | |

Connectors for Extreme Flexible Conduit

| Conduit | Compression | In-Line | Compression with Strain relief |
|---|---|---|---|
|  FC-E |  A-10CH |  A-10HM |  A-10CH-SR |

A-11E-2-3 reinforcement tube

Connectors for Polymer Conduit

| Conduit | Compression | Self threading | In-Line | Union | |
|---|---|---|--|---|--|
|  EC-4 |  A-10CH |  A-16F4 |  A-10HM | |  For connectors with a strain relief add -SR to the article number |
|  EC-5 |  A-10R |  A-16F5 |  A-10RM |  A-10RU | |

Replacement ferrules for compression connectors

Re-use the connector by only replacing the ferrule



A-9-FE



A-10RFE



A-10XFE



A-10CFE



| Conduit | Part No. |
|--------------|----------|
| EC-4 & FC-E | A-10CFE |
| FC-X | A-10XFE |
| FC-XH & EC-5 | A-10RFE |
| FC-XH-LW | A-9-FE |

Step 5 - Feeder connectors








To connect the conduit to your wire feeder Wire Wizard offers a wide range of feeder-adapters. One for each feeder available in welding industry. All feeder-adapters are made with a female quick disconnect

which fits the male bayonet at the conduit, this makes:


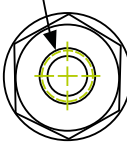
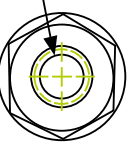
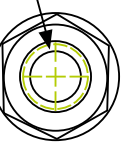
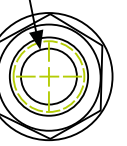

- Quick exchange of conduit possible
- A rotation point at the feeder to relief torsion in the conduit

| | | | | |
|--|--|--|---|---|
| <p>A-1LN-23B 12 x 35mm</p> <p>Fits:</p> <ul style="list-style-type: none"> • Lincoln • Esab • Cloos • EWM • Kemppi • Lorch etc  | <p>A-1FRO 13 x 47mm</p> <p>Fits:</p> <ul style="list-style-type: none"> • Fronius • SKS  | <p>A-3QDF-4 9/16"-18UNF Thread</p> <p>Fits:</p> <ul style="list-style-type: none"> • Panasonic • OTC • Yaskawa  | <p>A-4 plus A-14</p> <p>For:</p> <ul style="list-style-type: none"> • insulated plate mounting and universal use  | <p>A-5FRO</p> <p>For:</p> <ul style="list-style-type: none"> • Fronius TPSI feeders  |
|--|--|--|---|---|

Quick Disconnects (female)

| | | | | | | |
|--|---|--|--|---|---|--|
|  <p>A-4=Brass A-4ST=Steel 1/4" NPT</p> |  <p>A-14 Derlin plastic 1/4" NPS</p> |  <p>A-14L A=14 in low profile</p> |  <p>A-14KIT 2x A-4ST + A-14L</p> <p>Low profile bulkhead the two A-4ST connectors-touch in the middle for better feed through of the wire</p> |  <p>A-14BK 1x A14LKIT + A-14B</p> <p>A-14B Bracket only</p> |  <p>A-4S Ring + Nut 1/4" BSP-M (GAS)</p> |  <p>A-5 Brass-copper 1/2" NPS-M</p> |
|--|---|--|--|---|---|--|

Quick Disconnect with inside thread to mount directly at the inlet guide of the feeder




| | | | | | |
|---|--|--|---|--|--|
|  <p>1/4" - NPT-F Thread</p> <p>A-3</p> |  <p>7/16" - 20 Thread</p> <p>A-3</p> |  <p>1/2" - 20 Thread</p> <p>A-3QDF-2 OTC</p> |  <p>9/16" - 18 Thread</p> <p>A-3QDF-3 Motoman</p> |  <p>M14 x 1.5 Thread</p> <p>A-3QDF-4 Panasonic</p> |  <p>A-3QDF-5</p> |
|---|--|--|---|--|--|

WWTT-DP




WWTT-DP for plate mounting with ceramic insert

Bayonet (male) connectors

| | | | |
|---|---|---|--|
|  <p>A-16MST 1/4" NPT-M for use in Derlin thread</p> |  <p>A-15 1/4" BSP (GAS) A-15-1 7/16"-20 A-15-2 9/16"-20</p> |  <p>A-16F5 3/8" NPT-F</p> |  <p>A-16F6 1/2" NPT-F</p> <p>A-16F4 1/4" NPT-F</p> |
|---|---|---|--|


Thread adapters

| | |
|--|---|
|  <p>A-17G 1/4" F</p> | <p>→ 3/8" M</p> <p>A-18G 1/4" F → 1/2" M</p> <p>A-18G1 3/8" F → 1/2" M</p> |
|--|---|

Inlet guides with quick disconnect special for one brand

12 mm Adapters

A-1LN-23B
Multiple use
A-1CL
Cloos
A-1LN-23A
Lincoln
A-1MOT-HP
Motoman
A-2SKS
SKS



Fronius adapters

A-1FRO
Fronius Feeder
A-2FRO
Fronius Feeder
A-5FRO
Fronius TPSI

Other adapters

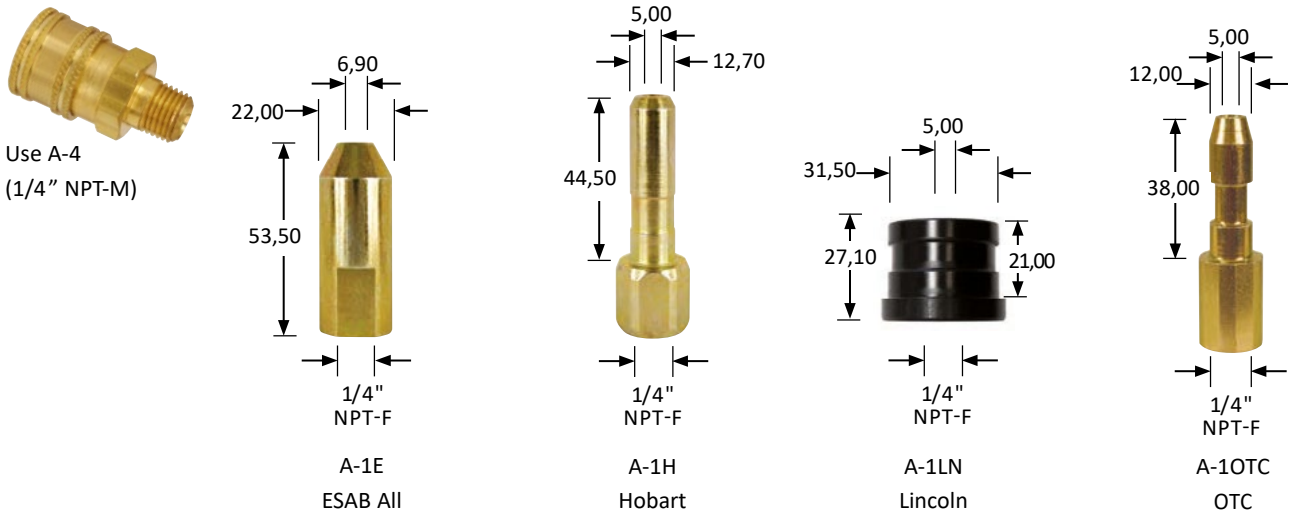
A-10TC-FX
OTC
A-2PA-QD
Panasonic
A-1NA-5
Lincoln
A-1MOT-AU
Motoman

9,5 mm adapters

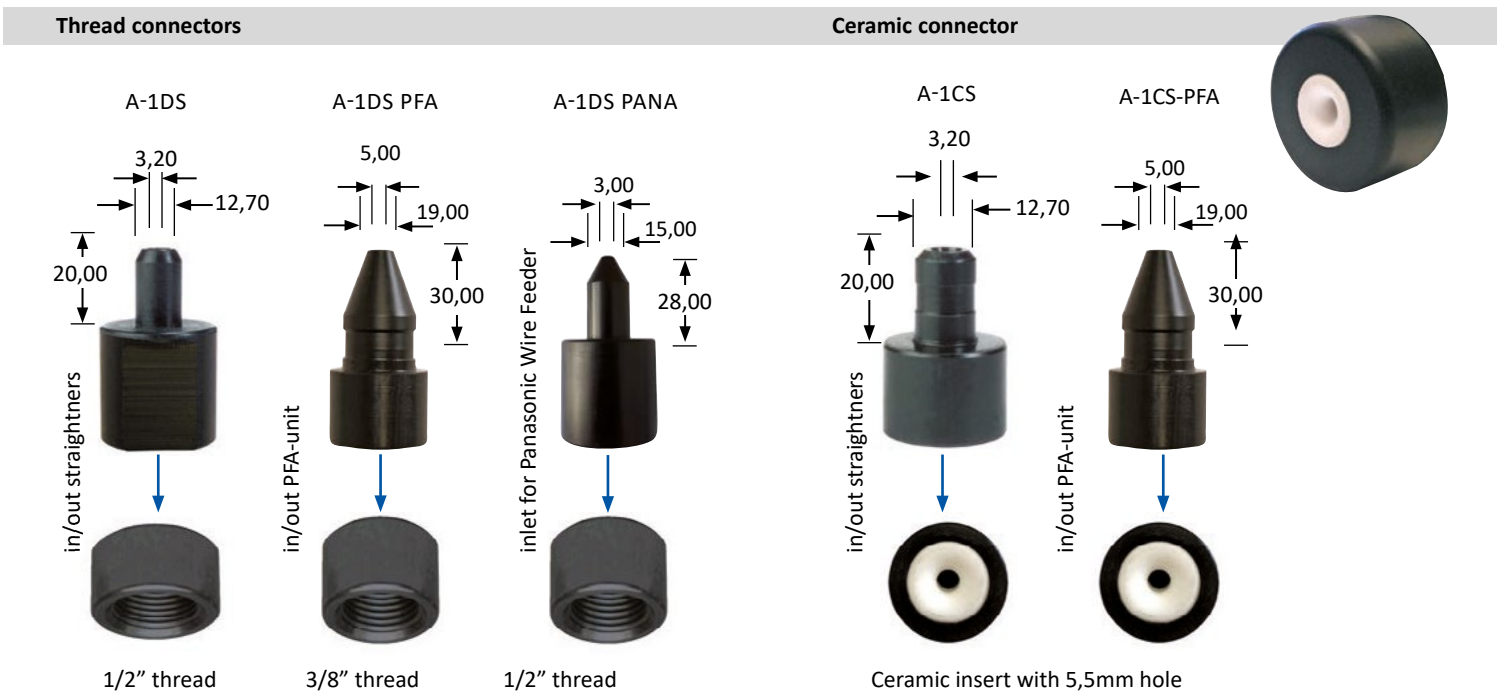
A-1B-C
A-1B-CHD
A-1A-C
A-1A
A-1A-45



Inlet adapters with female thread



Derlin-plastic connectors for insulated feed through

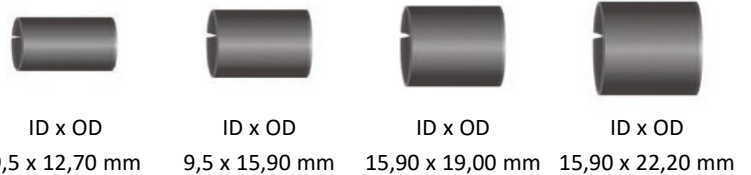


Universal inlet guide with quick disconnect



The A-1AK universal inlet kit is an inlet adapter with four phenolic bushings to make a solid and stable fitting in several sizes of holes.

A-7 = Bushings only



Wire straighteners

Small Wire Straightener

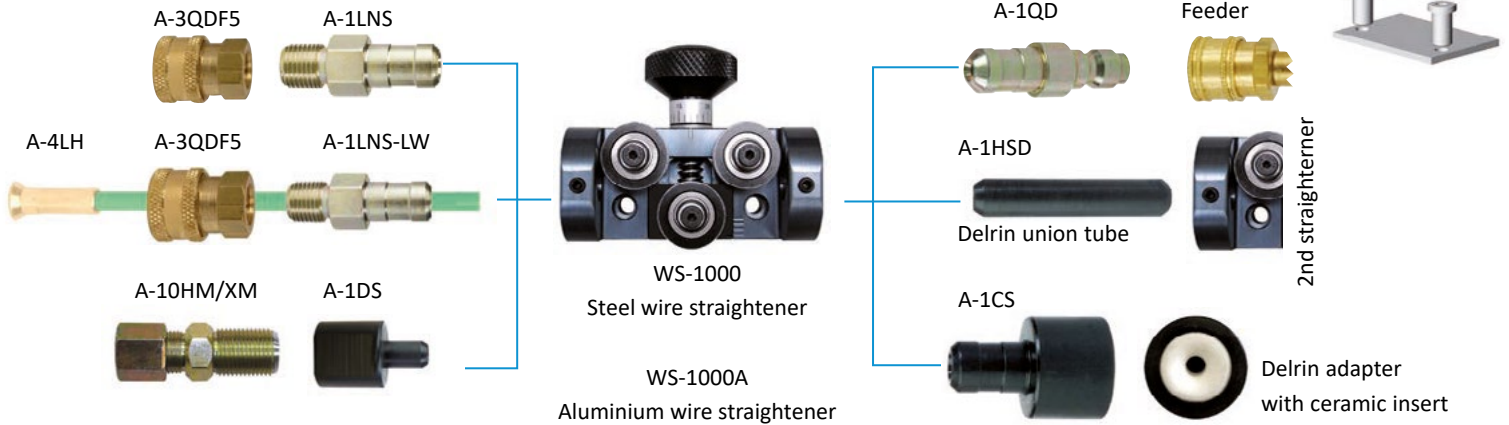
WS-1000 and WS-1000A
 For wire sizes 0,8 - 1,6mm
 Dimensions: 95 x 78 x 42 mm (W x H x D)
 Weight: 0,45 Kg



U-Groove Drive Rolls for Steel Wire
 V-Groove Drive Rolls for Aluminum Wire



Insulated Mounting kits Available for all

Small: WSS-100-IK
 Medium: WSM-100IK
 Large: WSL-100-IK




Medium Wire Straightener

WS-1000H
 For wire sizes 2,0 - 3,2 mm
 Dimensions: 145 x 85 x 48 mm (W x H x D)
 Weight: 0,8 Kg



Large Wire Straightener

WS-1000L
 For wire sizes 4,0 - 6,0 mm
 Dimensions: 220 x 140 x 58 mm (W x H x D)
 Weight: 1,8 Kg



Facts and fables about Straighteners

These straighteners have an aluminium body, insulated rollers and are made with a location calibration and a scale at the tension knob for fine adjustment. The units at this page are called wire straighteners, but are in fact wire benders. A unit with three rollers can only bend the wire. When used at a wire coming from a spool you can in fact straighten the wire by bending it in the opposite direction. In case of wire coming from a drum the function of these units is to bend the wire in such way that the wire will not wobble when it comes out of the torch but curve out in one direction. Mainly when using aluminium from drums this can be a big problem. When it comes to the position of the unit at the welding installation, we strongly recommend to mount it at the entrance of the wire feeder.



FC-X

Standard, extra flexible

FC-XH

Heavy-duty, extra flexible

FC-XH-LW

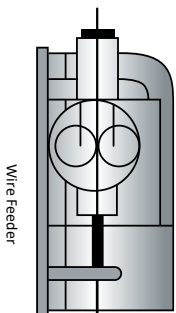
Large-wire, extra flexible

EC-4, 5


Polymer conduit

page 6 - 8

Conduit connectors





Wire Feeder



A-14B
page 10



Page 9



Direct pull
page 5

Direct pull with
wire detection
page 5

Pneumatic Feed Assist
for long conduit runs
page 15-17

Wire Guide
Modules
page 18 - 20

A-14



A-4

Combination of female connector
and bulkhead. Perfect for plate
mounting. page 10



Strain Relief
Your connector + SR

page 9

A-1AK



A-1FRRO



Universal inlet kit
Set of 1 inlet adapter and
4 adapter bushings. page 12.

Inlet adapter for specific
brand. Choose one at page 11

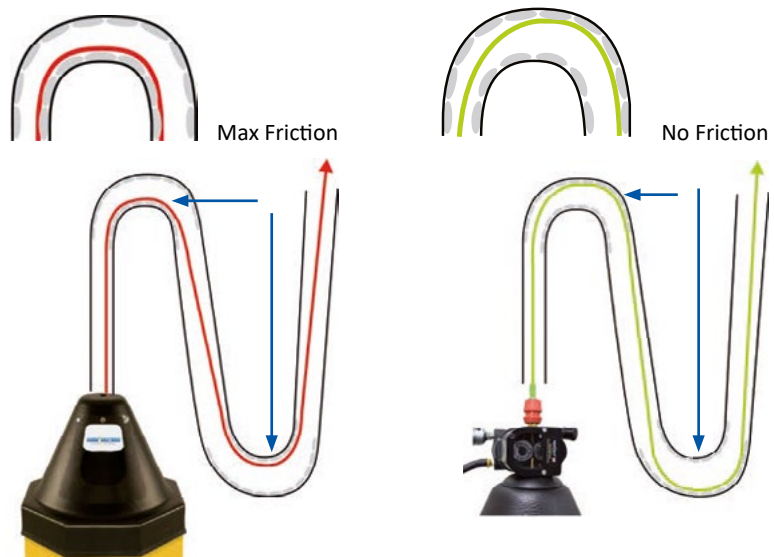
Pneumatic Feed Assist - PFA

Why?

Why use a wire feed assist? The PFA is used at those installations in which a long cable run cannot be avoided. 10 Meter, 20 or 30 Meter? The PFA makes it possible.

How?

The air-powered motor pushes the wire to the outer corner of the conduit. The pushing-force is adjusted in a way that the motor keeps the wire at a mechanical tension. When the welding starts the wire is pulled into the inner-corner which will undo the resistance and makes the air-motor run freely. This process makes the wire float between the inner and outer corners inside the conduit.



Features

- Works independent, no signal needed, shop air only
- Feeds wire up to 30 meter
- Works with all wires and all welding machines
- Reduces drag, wear and arc failures
- Increases conduit life, feeder life and production

Wire Feed Assist

PFA3



Advantages:

- Quick roll exchange
- Small housing
- Suited for SAW



1 mtr hose



PFA-OIL

All items above are included in the standard set

PFA Drive Rolls




| Discription | Part No. |
|--|----------|
| U-groove Feed roll 1,0mm for PFA (per piece) | PFADR10 |
| U-groove Feed roll 1,2mm for PFA (per piece) | PFADR12 |
| U-groove Feed roll 1,4mm for PFA (per piece) | PFADR14 |
| U-groove Feed roll 1,6mm for PFA (per piece) | PFADR16 |
| Other diameters at request | |

All PFA drive rolls are hard chromed and polished for maximum performance and durability.

Feed Assist Accessories

Wall mount bracket



Advantages:

- PFA no longer mounted at drum cone
- Easy drum replacement
- No longer dependent on drum shape

PFA can be mounted to the wall/cell above the drum. This bracket is supplied with bolts.



Order one extra inlet adapter. Either with quick disconnect or ceramic insert.

Single solenoid kit

Solenoid valve kit used to reduce air consumption by the PFA during down time.

This 24 volt valve kit is supplied with 10 mtr cable and the needed 3/8 thread connectors and is mounted at FRL entrance. The signal the solenoid uses can be connected parallel to the gas valve, or in case of SAW welding, parallel with the flux valve, in both cases the PFA will always be powered during welding.



PFA-SK

Double solenoid kit

Double action solenoid valve kit used at classic PFA to feed and retract the wire if needed

Kit is supplied with:

- Filter/Regulator
- Liquidator (oil-unit)
- 24Volt Solenoid valve
- 2x 10 meter electrical cable
- 2x 2 meter pneumatic hose 8mm
- Pneumatic quick connectors 8mm with 1/4 thread
- Low threshold quick exhaust for motor outlet
- Exhaust filter



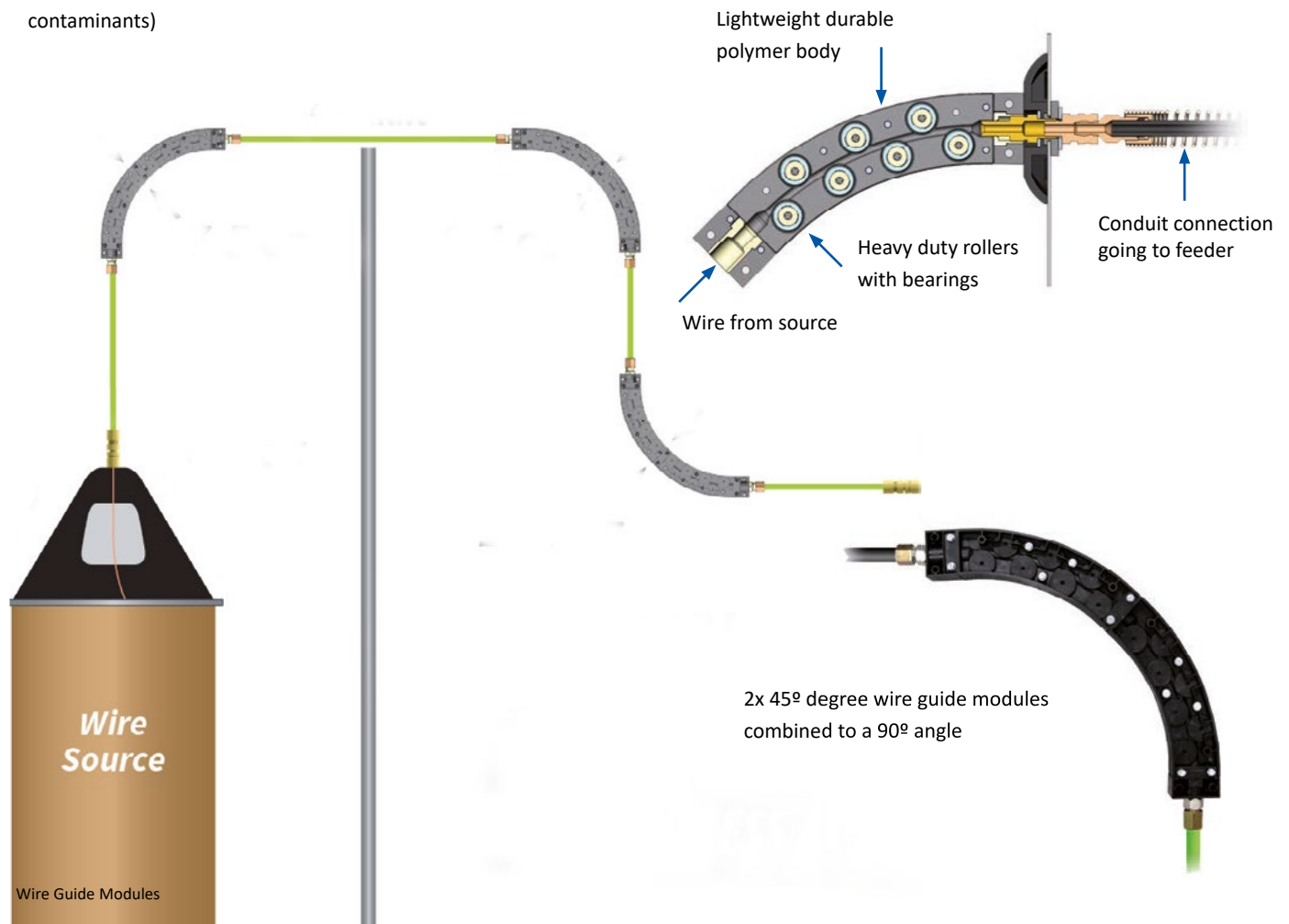
PFA-SK2

Wire Guide Modules

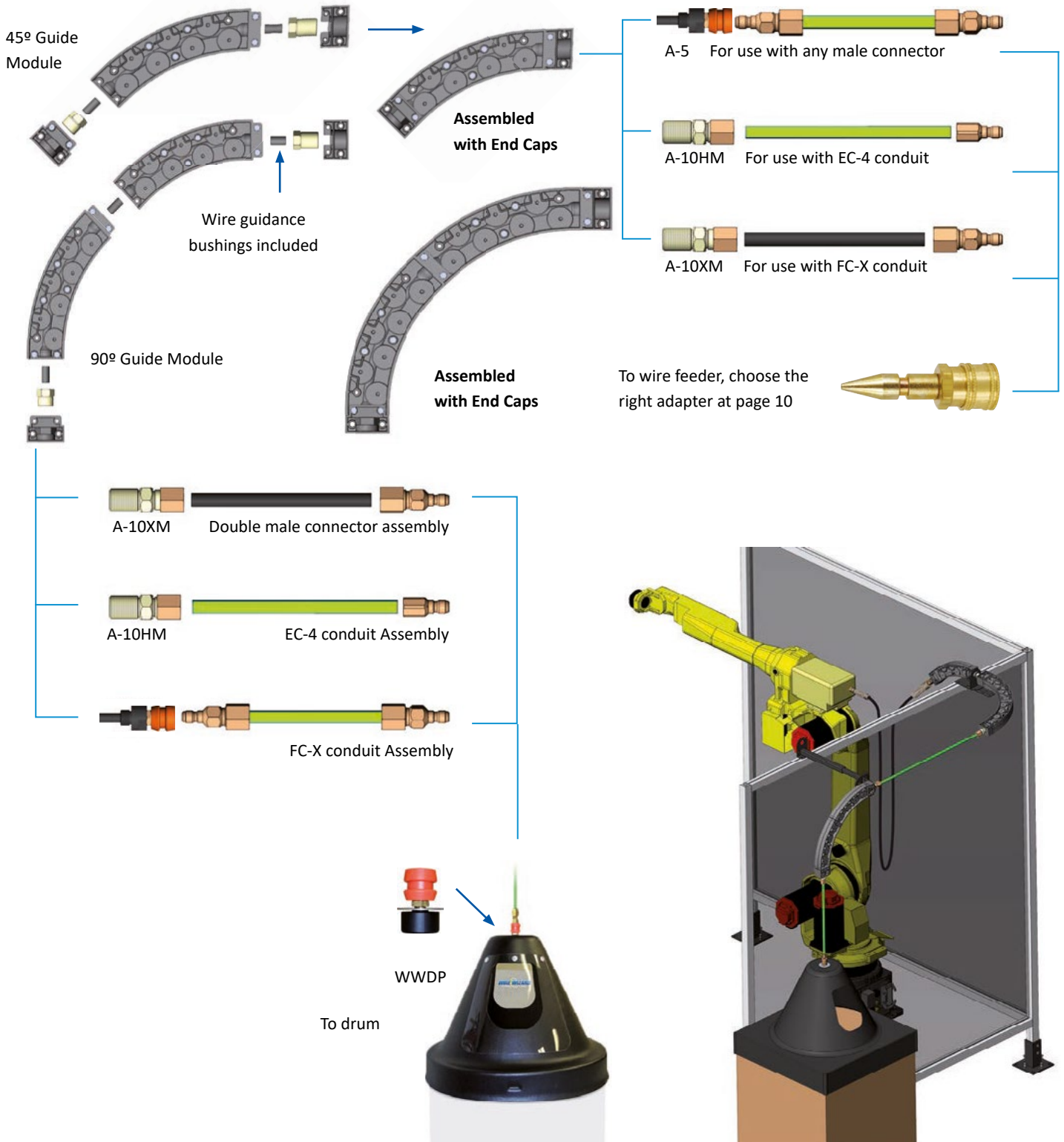


The new way of thinking in feeding wire, what causes the friction in your wire supply?... the bends! Eliminate the bends, you will eliminate the friction. Feed over 30 meters without assist

- Create any bend you like by connecting the modules
- For all kinds of wire from 0,6 to 2,4 mm
- Much cheaper than other roller products
- 3 years Guarantee (excludes damage caused by contaminants)



Installation example for Wire Guide Module & end cap assemblies



45° Wire Guide Modules

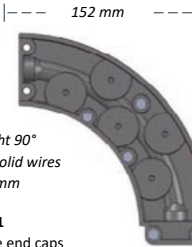


WGM-1
For solid wire up to 2 mm

WGM-1-S
For cored and stainless wire up to 2 mm

WGM-LW-1
For large wire 2.4 mm – 4 mm

90° Mini Guide Module®



152 mm

Allows tight 90° turns for solid wires up to 1.3 mm

WGM-M-1
Uses same end caps as WGM-1

End Cap Connectors



Each kit includes one A and one B end cap

End Cap A

WGM-ECK-50
Use for WGM-1, WGM-1-S and WGM-M-1

End Cap B

WGM-LW-ECK-50
For WGM-LW-1

Face Mount Bracket Kit



Allows 360° directional adjustment

WGM-A-10BK
Add WGM-A5 or order WGM-2-BRKT for insulated connections

Conduits & Fittings

EC-4-R (7.6 mm I.D.)
Fittings: A-16F-4 or A-10C-H

EC-5 (10.2 mm I.D.)
Fittings: A-16F-5 or A-10R

Wire Wizard® Polymer Conduit

A-16F-# Screw-on Fitting

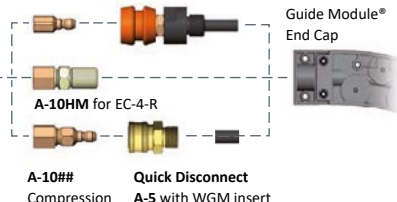
WGM-A5 All modules except WGM-LW-1

A-10HM for EC-4-R

A-10## Compression

Quick Disconnect A-5 with WGM insert

Guide Module® End Cap



Conduits & Fittings

FC-X (6.1 mm I.D.)
Fitting: A-10C-X with WGM-A5
A-10XM without WGM-A5

FC-XH (7.4 mm I.D.)
Fitting: A-10R

FC-XH-LW (10 mm I.D.)
Fitting: A-9R-HD (with A-5HD)
A-9 (without A-5HD)

Wire Wizard® Extra Flexible Conduit


A-10## Compression

WGM-A5 All modules except WGM-LW-1

Swaged Fitting (pre-cut only)

A-9R-HD Quick Disconnect A-5HD for WGM-LW-1 only

Guide Module® End Cap



Cell Wall Mounting Kit

Single-Sided



WGM-WK-1-1


Cell Wall Mounting Kit

Double-Sided



WGM-WK-2-1

Adjustable Wall Mount Bracket



WGM-WK-1-3
Adjustable for up to 76 mm thick walls

Floor Mounting Bracket



WGM-FLM
Modules may be attached to one or both sides



Guide Module® Stand



Optional swivel with 90° module

Direct Pull Kit WWDP

Drum or Wood Reel

WGM-A-10BK

Wire Pilot® Feed Assist option

Wire Spool option WGM-PFA-STAND-SPOOL

Adjustable height from 1.3 – 2.2 m

Adjustable arm length from 102 – 483 mm

Guide Module® Stand WGM-PFA-STAND
Includes stand and one adjustable extension arm

L-Bracket Mounting Kit




WGM-LBM-BRKT

360° Union Adapter Kit

Allows dual 360° directional adjustment

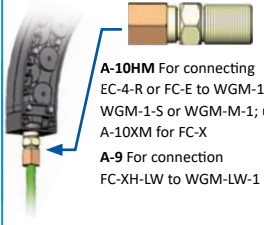
WGM-UAK
Includes Bracket



Union kit assembly


Conduit connector options

Threaded connectors



A-10HM For connecting EC-4-R or FC-E to WGM-1, WGM-1-S or WGM-M-1; use A-10XM for FC-X
A-9 For connection FC-XH-LW to WGM-LW-1

Detachable QD connectors



WGM-A5
Insulated connector with quick disconnect
Use for WGM-1, WGM-1-S and WGM-M-1

A-5HD
QD for WGM-LW-1
Requires HD fittings

insulated face mount bracket

Allows 360° directional adjustment



WGM-2-BRKT

Drum hood mounting kit



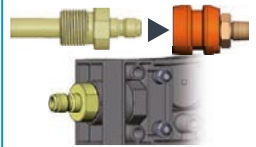
WGM-DK

Direct Pull Inlet



WGM-DP-LW
Includes ceramic inlet
— will not shave wire

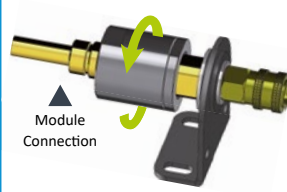
Male disconnect fittings



WGM-049
Male fitting for WGM-1, WGM-1-S and WGM-M-1

WGM-LW-049
Fitting for WGM-LW-1

Bracket Mounted Swivel Kit



Module Connection

WGM-SW-BM
Includes WGM-A-10BK style bracket

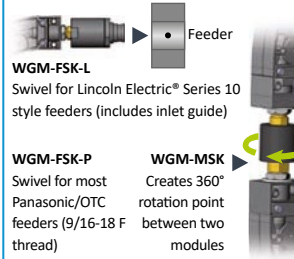
Hood Swivel Kit

Allows 360° rotation on top of drum cover.



WGM-HSK

Module / feeder swivel kits



WGM-FSK-L
Swivel for Lincoln Electric® Series 10 style feeders (includes inlet guide)

WGM-FSK-P
Swivel for most Panasonic/OTC feeders (9/16-18 F thread)

WGM-MSK
Creates 360° rotation point between two modules

Feed Assist Swivel Kit



WGM-PFA-AK
for the Wire Pilot® Feed Assist

45° Hanging bracket Kit



WGM-1-BRKT


90° Hanging bracket Kit



WGM-1-90-BRKT
WGM-LW-BRKT
for WGM-LW-1

Stackable guide module® bracket

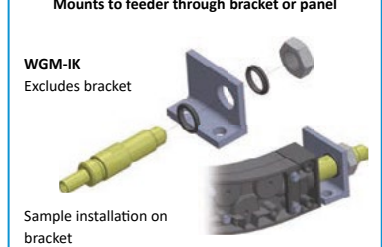
Allows mounting of up to three stacked modules



WGM-SMB-3

Feeder inlet mount kit

Mounts to feeder through bracket or panel




WGM-IK
Excludes bracket

Sample installation on bracket

Adjustable extension arm


For installation at the top of the weld cell wall



WGM-CM-1
Extends 51 mm – 330 mm, adjustable height up to 165 mm
Conduit and fittings sold separately

Pivoting adjustable extension arms

Both arms pivot upward to allow easy wire feeding from drums and reels




WGM-EA-10
Extends 254 mm – 457 mm

WGM-EA-20
Extends 508 mm – 914 mm
Conduit and fittings sold separately


Turn table module adapter

Secures Modules to Wire Wizard® Turn Table




WGM-4-BRKT
Compatible with WGM-1, WGM-1-S and WGM-LW-1

Weld-on or bolt-on mounting barcket




WGM-044

Support barcket




WGM-021

Slotted support barcket



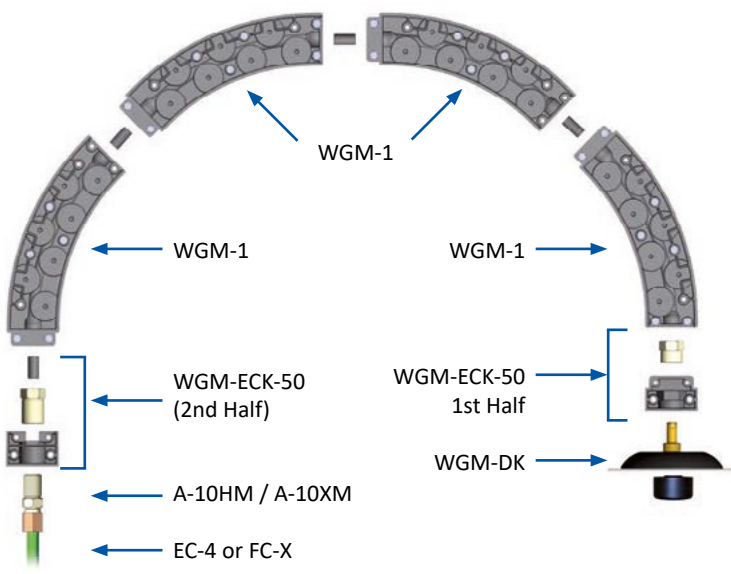
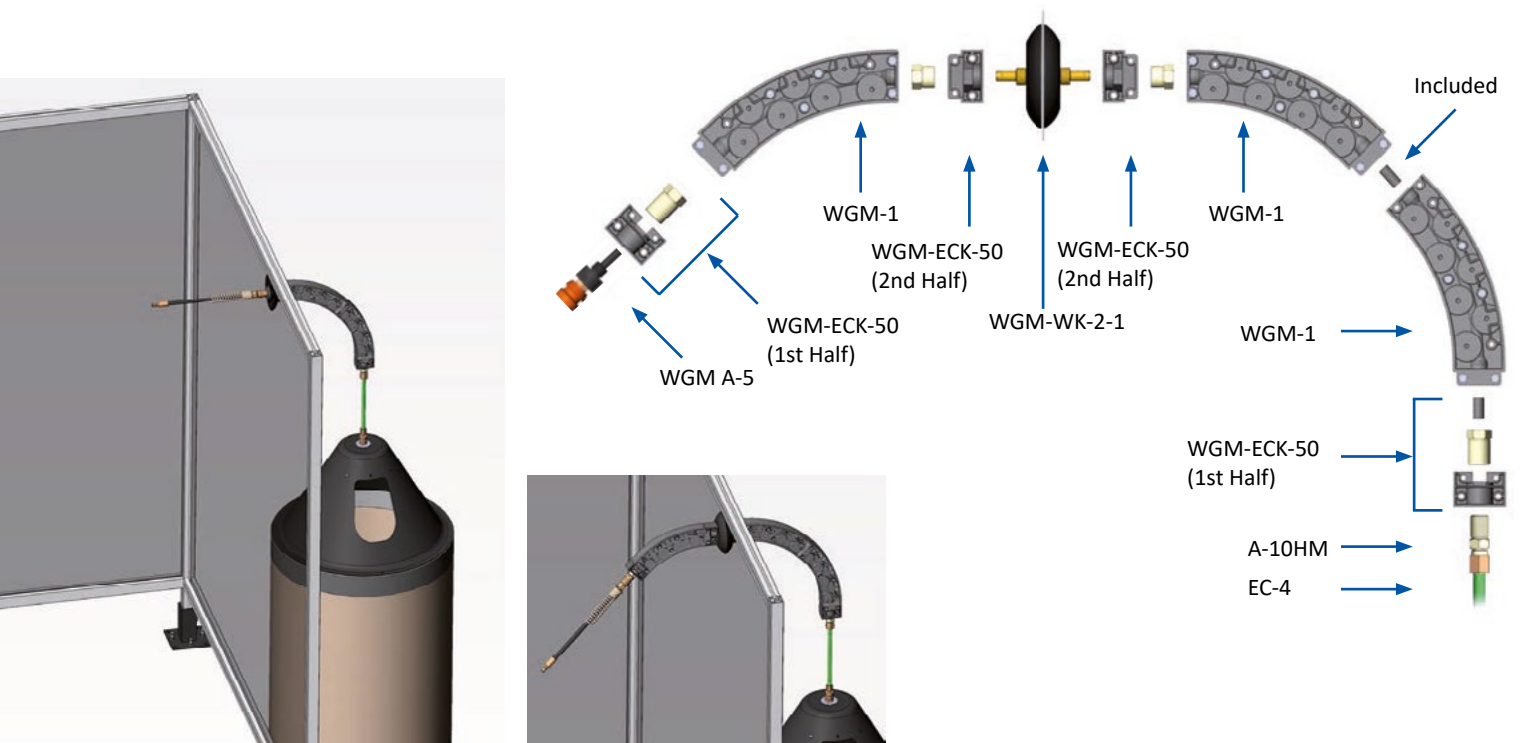
WGM-024

45° Angle support barcket



WGM-025

Installation example




Application:
Automotive production plant
Drums at first floor above robotic installation

| Data before modification | Data after modification |
|---------------------------|---|
| Distance drum to feeder : | Distance drum to feeder: 6,6 Meter |
| Set-up: | Set-up: Cheap plastic liner only |
| Pull test: | Set-up: FC-X Liner + 180 module |
| Feeder power: | Pull test: constant 0,35 Kg |
| Maintenance: | Feeder power: 0,7 Ampere |
| | Maintenance: Free of maintenance for over three years |

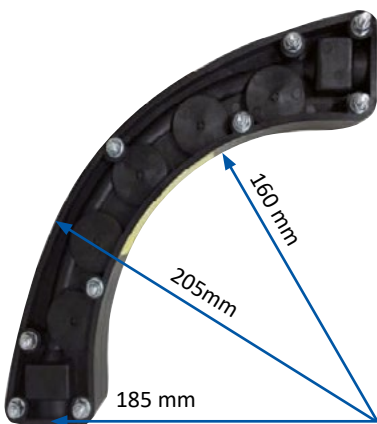
Flex module cable chain

Featuring the same innovative concept as the other Wire Wizard Guide Modules, the FLEX Module is designed especially for welding applications with automated tracks, gantries and booms. The FLEX Module is built up from segments with ball-bearing rollers guiding the wire. These rollers eliminate friction and drag on the wire, providing a smooth, consistent wire feed. For wires 0,8mm – 1,6mm




| Description | Part No. |
|------------------------------------|------------|
| Wire Guide FLEX Module per Meter | WGM-F-B |
| Wire Guide FLEX Module End Cap Kit | WGM-F2-ECK |

Compact Module 90



WGM-C1
IN: 1/4" female thread
OUT: 1/4" female thread

Choose one of the connectors with a 1/4" thread to connect these compact modules.



The compact 90 module is only available in 90 degree angle and made as complete unit including end caps and connectors.


For cost- and spacesaving rollers are only made at the inner curve of the module.

Attention:




These compact modules cannot be built together with the regular modules and are mainly used at wire feeder entrance in case of tight robotic weld cells.



Submerged Arc Welding



Spiral Conduits


| | Article | Dimensions | Connector | Wire | Order | Coil |
|---|----------|-----------------|-------------------------|--------------|---------|----------|
|  | FC-XH | 7,5 x 15,50 mm | A-10R | 1,6 - 2,4 mm | Per mtr | 30,5 mtr |
|  | FC-XH-LW | 10,0 x 19,00 mm | A-9+A6 or A9 + A6 HD | 2,4 - 4,8 mm | Per mtr | 30,5 mtr |
| Polymer Conduits | | | | | | |
|  | EC-5 | 10,0 x 15,20 mm | A-10R | 1,6 - 5,0 mm | Per mtr | 152 mtr |

HD Connector with large bayonet



Specially for the large wire diameters used in Submerged Arc Welding Wire Wizard developed a range of connectors with a large Bayonet. These HD connectors provide a larger feedthrough than the regular connectors and avoid the connector passage becomes a bottleneck in your system.


By using these heavy duty connectors wire shaving inside the connector can be avoid.




HD Combinations



A-9 + A-6HD
To connect FC-XH-LW




A-4HD + A-1DSPFA
To use as outlet at PFA-unit



WWTT-DP-LW

Mechanical turn tables



With single PFA for 2,0 to 2,8 mm
 PFA-union connector A1DS-PFA-U
 With double PFA for 3,2 to 5,0 mm



WWTT-500
 WWTT-500 W + Wheels

Length x Width = 76x66cm
 Weight: 64,5 kg
 Max. Load : 500 Kg
 Max Dia 66 cm


Removable guide arm
 for easy drum change

Bracket for mounting
 PFA-unit at Turn Table



Part # WWTT-PBS

PFA3-Unit for SAW



A-4HD+ or A-1BC-HD
 A1-DSPFA



A1-CSPFA



Turn table



PFA-FRL



PFA-oil



1 mt hose

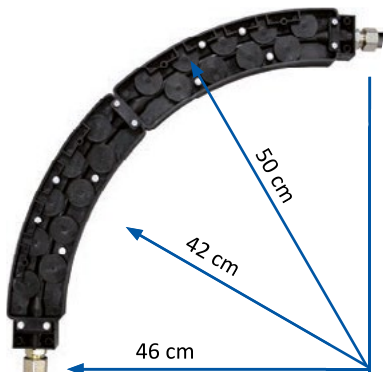
All items above are included in the standard set

Drive Rolls for PFA3 unit SAW

| PFA feed rollers U-Groove | Part No. |
|-------------------------------|----------|
| U-Groove Feed roll 2,0mm p.p. | PFADR20 |
| U-Groove Feed roll 2,4mm p.p. | PFADR24 |
| U-Groove Feed roll 3,2mm p.p. | PFADR32 |
| U-Groove Feed roll 4,0mm p.p. | PFADR40 |



Wire Guide Modules for large wire



- Up to 5,0mm wire
- Steel ball-bearing rollers
- Eliminate friction in bends
- Eliminate slipping feed motor
- Easy connected with conduit

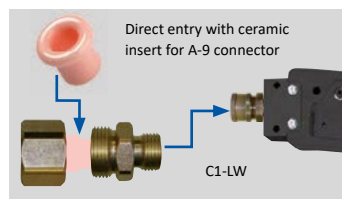
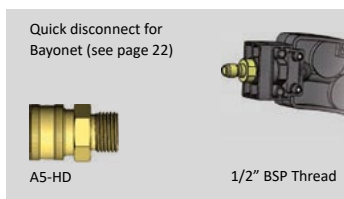


Modules can be used in combination with PFA-unit



LW-Modules in use

- 2 x WGM-LW-1
- 1 X WGM-LW-ECK50
- 2 x A-9
- FC-XH-LW Conduit

Wire Guide Modules accessoires



Flex module cable chain

Featuring the same innovative concept as the fixed radius Wire Wizard® Guide Modules, the Guide Module® FLEX System is designed especially for welding applications using a traversing axis, gantry or boom. The FLEX utilizes a series of rollers with bearings to eliminate skid friction on the wire, providing a smooth, consistent wire feed. Externally mountable to select igus® Track Systems. Large FLEX Modules are compatible with steel wire 1,6 mm to 4 mm, making them an ideal solution for SAW welding applications. End caps (sold separately) are 12,7 mm NPT-F threaded to fit Large Guide Module Fittings. Patent pending design.



| Description | Part No. |
|---------------------------------------|--------------|
| Wire Guide FLEX Module LW per Meter | WGM-F-LW-B |
| Wire Guide FLEX Module LW End Cap Kit | WGM-F-LW-ECK |

Non-Stop Wire Dispensing

New in the Wire Wizard range Butt Welder for Submerged Arc Wire Weld up to 5 mm without problem



CE-Marking
240 Volt/50Hz
Weight: 14 Kg
Range: 2,4 - 5,0 mm

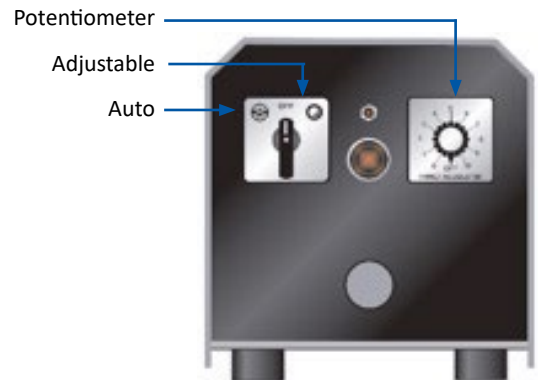
WW-BW-LW

Special cutter to cut wire with straight edges

BWWP-LW

Avoid losing lots of time with feeding in a new wire. Due to the large wire diameters used in the submerged arc business feeding in a new wire can be a very time consuming job. All this time your production is down. With this small, hand-held butt welder the wire-ends can be welded together very easily. Once the welding is done the feeder motor will do the rest and welding restarts much quicker as before.

For Submerged Arc Wires is not an automatic drum change setup available.



Potentiometer

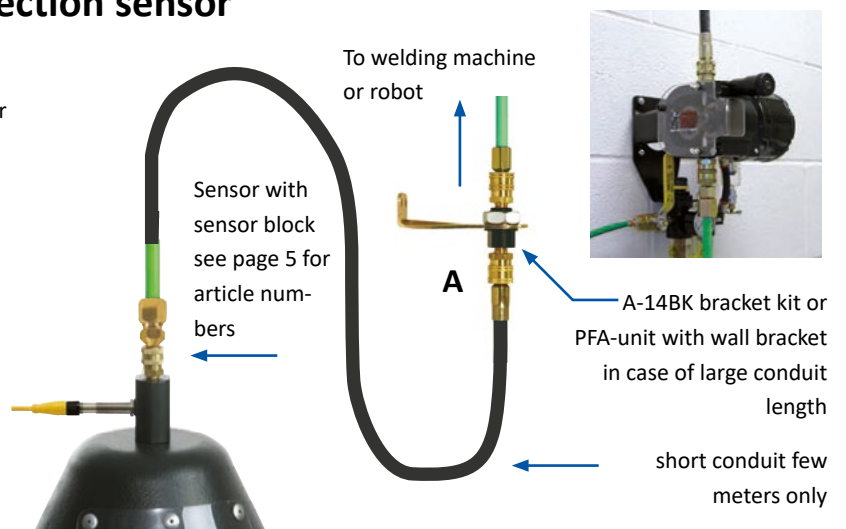
Adjustable

Auto


End-less wire by using wire detection sensor

How it works

- Step 1 Drum is empty and wire end passes the sensor
- Step 2 The sensor signals stops the welding
- Step 3 Disconnect conduit at "A" and place Cone at the new drum
- Step 4 Feed the new wire through the conduit
- Step 5 Weld the old wire end to the new wire end with the butt welder
- Step 6 Push the overlength into the drum and connect the conduit again at "A"
- Step 7 Start welding again



Non-Stop Wire Dispensing



How?







Changing drums = downtime? Not in case of an endless wire system. The wire from the new, full drum is connected to the end of the drum in use. If that drum is empty, the wire flips over to the full drum and keeps running. This transfer from one drum to another is without interruption of the welding.


Why?

- No more downtime during change of drum and feeding in new wire
- No more half finished products and burn-backs caused by wire-end
- More production


- End-less wire....
- How does it work?
- And what do we need for it?

What do we need?

| Special drums | Frame to position drums | Special wire cutter |
|--|--|--|
| <p>1</p>  <p>End-less drums with 'start' and 'end' both in the top of the drum and labeled</p> | <p>2</p>  <p>Frame to position the drums underneath the swing</p> | <p>3</p>  <p>To cut the wire off with straight ends to make a proper weld</p> |
| Butt welder | Wire dresser | Gage block |
| <p>4</p>  <p>Butt Welder to weld the two ends of the wire together</p> | <p>5</p>  <p>Tool to clean the weld, can be a cutter or mini grinder</p> | <p>6</p>  <p>Check if the weld is properly cleaned and fit the contact tip</p> |



Wire Parters
BW-WP



Wire Dresser

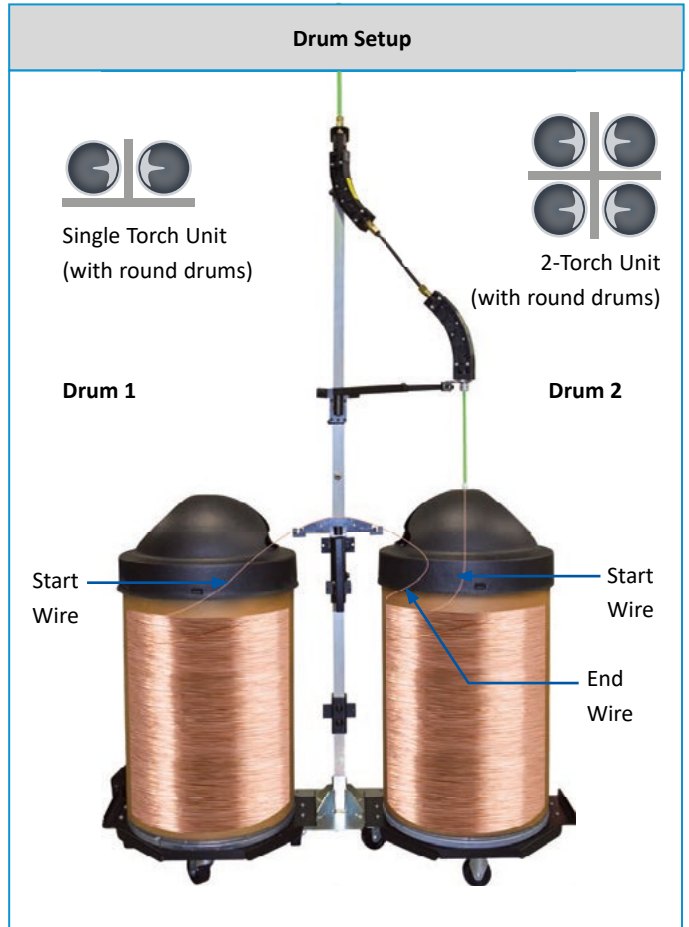
1,0mm BW-WD10
1,2mm BW-WD12

Pulls the welded wire through a set of cutting blades of exact size to strip off the weld-bur



Gage-Block
WW-GB

With wire gage for
1,0/1,2/1,4/1,6mm



Butt Welder for solid and flux cored wire

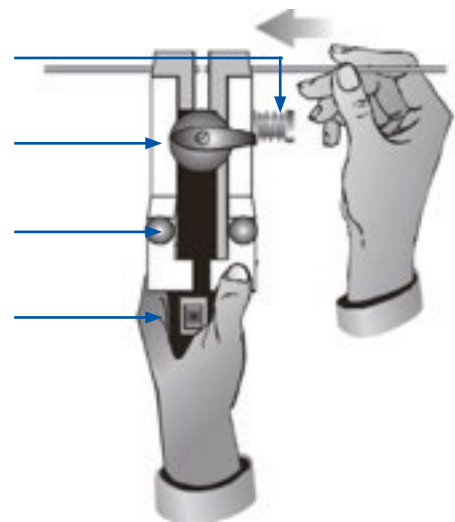


Adjust mech. pressure

Adjust welding stroke

Wire clamps

Switch



Potentiometer
Adjustable power
Auto (full power)



WWBW

CE-Marking
240 Volt / 50 Hz
Weight: 13 Kg
Range 1,0 mm - 2,0mm

Anti-Spatter Solutions

Spatter Shield the new way of anti-spatter

What is Spatter Shield?

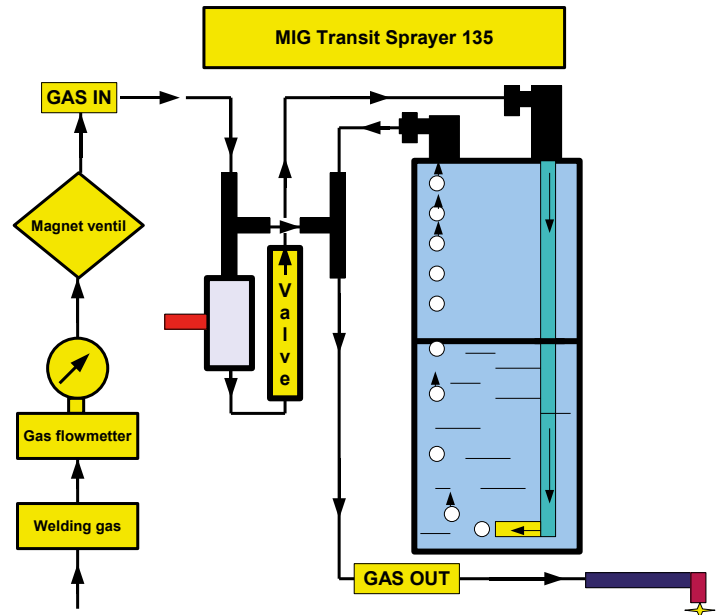
Spatter Shield is a revolutionary new way of anti-spatter.

- Up till now we protected the work piece against the spatter.
- From now on we protect the spatter against the work piece.

How does it work??

The Spatter Shield unit contains a special fluid which is atomised into the shielding gas. This mist creates a shielding layer around the spatter which makes that it won't stick to the work piece, tooling or jig. The same shielding layer is created at the torch parts which are herewith protected as well.

The unit is easily installed and one 70ml bottle of fluid can be used to weld up to 250 Kg of welding wire. Works for mild steel and Stainless steel but not for Aluminium.



Connections

For easy connection just cut the existing hose and plug the ends to the hose connectors. The unit is self-powered and uses gas flow only.

Fluid

The refill bottle has the capacity to weld up to 250 Kg of welding wire.

WW-SSFW

WW-SSUW

Regulator

With the regulator the amount of atomised mist can be adjusted.

Mounting kit

For easy mounting to robot or welding machine. The swing keeps the unit in vertical position.




WW-SSUW



WW-SSFW

- Less or no after treatment of workpiece
- Less cleaning cycles of torch needed
- Longer lifetime of torch consumables
- Longer lifetime of jig and tooling
- Clean weld cell by using less fluids
- More production



Work piece



Tooling



Consumables

Traditional anti-spatter

For the traditional use of anti-spatter Wire Wizard offers the range of Blue Magic anti-spatter products. This cost effective, environmentally safe product provides a superb performance even in high temperature applications.

- Non-flammable no harmful chemicals
- Biodegradable low pH-level
- Contains no silicone
- Perfect paint over properties



Blue magic™ concentrate



To avoid high freight costs we can also supply the Blue Magic™ in a concentrate.

This concentrate is sold in 19 liter jerrycans and can be mixed with de-ionized water to a total of 200 liter of Blue Magic anti-spatter.

Blue Magic™ Concentrate
EAS1000-CC

Blue Magic™

| Discription | Part No. |
|--------------------|-------------|
| 1 Liter Bottle | EAS1000-C32 |
| 3,8 Liter Bottle | EAS1000-C1 |
| 19 Liter Jerrycan | EAS1000-C5 |
| 200 Liter Jerrycan | EAS1000-C |


Support Equipment

Universal stand for PFA and Module Mounting




Wire Wizard offers a solution for stand-alone drums. This stand makes it possible to mount the modules or PFA above the drum without support from the cell-wall.

Since there is no equipment mounted at the drum cone, drums are easy to change. Stand is supplied with one arm and can be extended with more arms or a spool holder.



Make changing drums easy with this telescoping liner, simple disconnect from the drum hood and slide the conduit up.
EC-TCD

| Part No. | Description |
|----------|------------------------|
| WW-US | Universal Stand + arm |
| WW-USA | Additional Arm |
| WW-USSH | Spool-holder + bracket |



Retractable conduit balancers & hangers

conduit balancer



- Prevent your conduit for getting hooked up and get broken
- Avoid sharp bends in your conduit causing feeding failures



1-2 Kg = RCH-2
2-4 Kg = RCH-4
6-8 Kg = RCH-8

conduit hanger

CHH-22 = 56 cm Wide
made of steel

CHH-10 = 25 cm Wide
made of steel

Larger sizes at request available for
weights up to and over 100 Kg



CHH-8P = 20 cm Wide
Made of aluminium
+ Metal Shackle



CHH-5P = 14 cm Wide
Made of plastic
+ Metal Shackle

CE-MARKED Handling Equipment

Drum lifter with safety hooks

CE-certified

- Designed for ECO-Drums
- Usable with straps or handles
- Capacity: 500 Kg
- Weight 8 / 9 Kg



Drum lifter with clamps

CE-certified

- Spring loaded clamp holds drum firmly in place
- For fiber or steel drums
- Accepts diameters from 47 cm to 66 cm

Weight : 11,4 kg
Capacity : 453 kg



FDL drum lifter with FDL-FA

*NOTE: Drum rim must be within 25 mm of the top of the drum.
Content weight must not exceed the drum manufacturers' packing limit.
Drums must be closed with lids properly sealed.*

Heavy duty drum dolly round

- Non-conductive wheels
- 7,5 cm Textile wheels
- HD Roller bearings
- Easy movable
- Deck height 12 cm
- Capacity: 500 Kg
- Weight 10,5 Kg



FDD-21
Up to 53 cm

Heavy duty drum dolly reversable



Small set-up
At FDD-MD = up to 54 cm
At FDD-MD-LD = up to 64 cm



Large set-up
At FDD-MD = up to 64 cm
At FDD-MD-LD = up to 76 cm

FDD-MD = 54/64 cm
FDD-MD-LD = 64/76 cm

- Deck usable in two ways
- Non-conductive wheels
- 7,5 cm Textile wheels
- HD Roller bearings
- Easy movable
- Deck height 11 cm
- Capacity: 500 Kg
- Weight 10,5 / 13,5 Kg

Gas equipment

Adjustable gas savers

Wire Wizard Adjustable Gas Savers cut gas usage and allow the ultimate fine tuning for inert gas! The gas saver works by restricting gas surge upon arc starts, and the included screen prevents blockage. After installing, manufacturers have seen an average of 35% in gas savings and some manufacturers have even saved up to 50% on inert gas!



GFJ-ADJ-A
5/8"-18 Male x
5/8"-18 Female



GFJ-ADJ-B
1/4"-18 Male NPT x
5/8"-18 Female NPT



GFJ-ADJ-C
1/4"-18 Male NPT x
1/4"-18 Female NPT



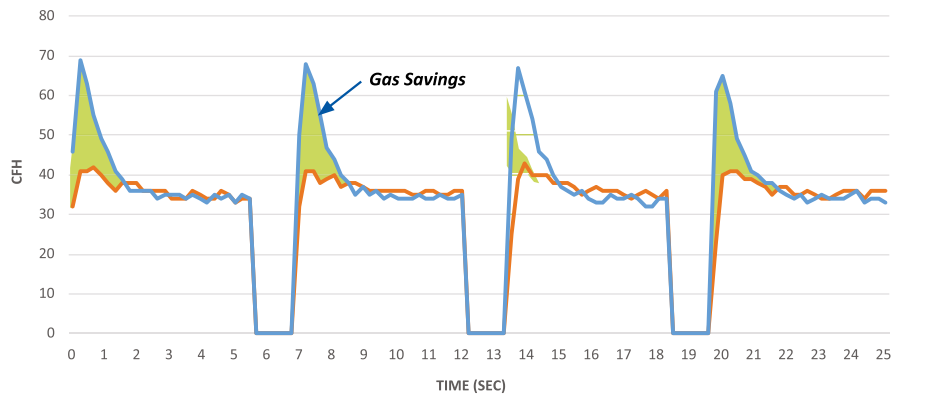
GFJ-ADJ-D
1/4"-19 Male BSPP x
1/4"-19 Female BSPP



- Reduces gas consumption by restricting gas surge upon arc starts, screen also prevents blockage
- Adjustable valve allows full control of gas flow, an added benefit for facilities utilizing long bulk gas delivery systems with pressure drops

Gas savers available for the inlet or outlet side of gas solenoid

Gas savings as a result of eliminating gas surge upon arc start



Gas Flow Switch EL-RVMU

- Detects if gas flow is too high or too low
- Switches off in case of gas flow error
- Usable as normally open or closed
- Flow range 0,5-25 Ltr / min
- 1/8 Thread connection
- 24 VDC – max 55mA



EL-RVMU

Digital Gas Flow Sensors



WC-1-GS-1

Gas Flow Sensor

Measures/monitors volume of gas flow as CFH or LPM, gas surges and total gas used (can function as a totalizer). Pre-calibrated with most shielding gas mixtures. Standalone version available.



EL-GMP

- Measures the precise gas flow at gascup or in gas main
- Pre-calibrated at all common gas mixtures
- With totalizing option to measure gas-usages
- With RS-232 serial output
- Operates at 9 volt battery

- Measures the actual gas flow (l/min) at the gascup
- Flexible hose for easy operator readings



EL-GFM

Support equipment

Wire feed sensors

This hand-held battery operated tachometer is capable to measure the exact wire speed in meters per minute or meters per hour. This makes it possible to use the HHSS to calibrate your wire feeder. The HHSS also has a function to totalize the amount of wire in meters or centimeters. This function can be very helpful in order to measure the amount of welding wire used during a certain period. For example to measure the amount of wire used to weld a product.

Additional Features


- Handles wire diameters from 0,8 up to 3,2 mm.
- Rugged aluminum construction with Delrin wire guide head.
- Displays wire speed with automatic floating decimal point.



HHSS-12 obtaining measurement at the torch end

Digital wire feed sensor

The Wire Tracker™ Digital Wire Monitor provides an easy way to monitor and track wire in robotic or semi-automatic MIG welding applications. The device may be mounted in-line for 24/7 monitoring or used as a portable unit to check wire usage per weld or wire feed speed. It provides a simple and accurate method for monitoring and totalizing wire consumption and measurement & verification of wire feed speed. The unit can also monitor and detect potential wire delivery issues with the optional add-on Feed Motor Current Sensor.



WC-1WS-S

Wire draw gauge, model WWPT

The electronic WWPT is designed to accurately measure the draw weight of all diameters of weld wire pulling through the conduit. This allows the operator to determine if the conduit needs to be changed by the amount of strain the wire is creating on the feed motor. Hand-held, battery powered (9-volt).

Additional features

- Capable of averaging 10 pulls of wire, storing the largest draw
- Measures in English or metric at the touch of a button
- Easy to read 5-digit LCD display
- Ergonomic plastic housing



WWPT
Wire draw gauge

Non-flammable drum covers

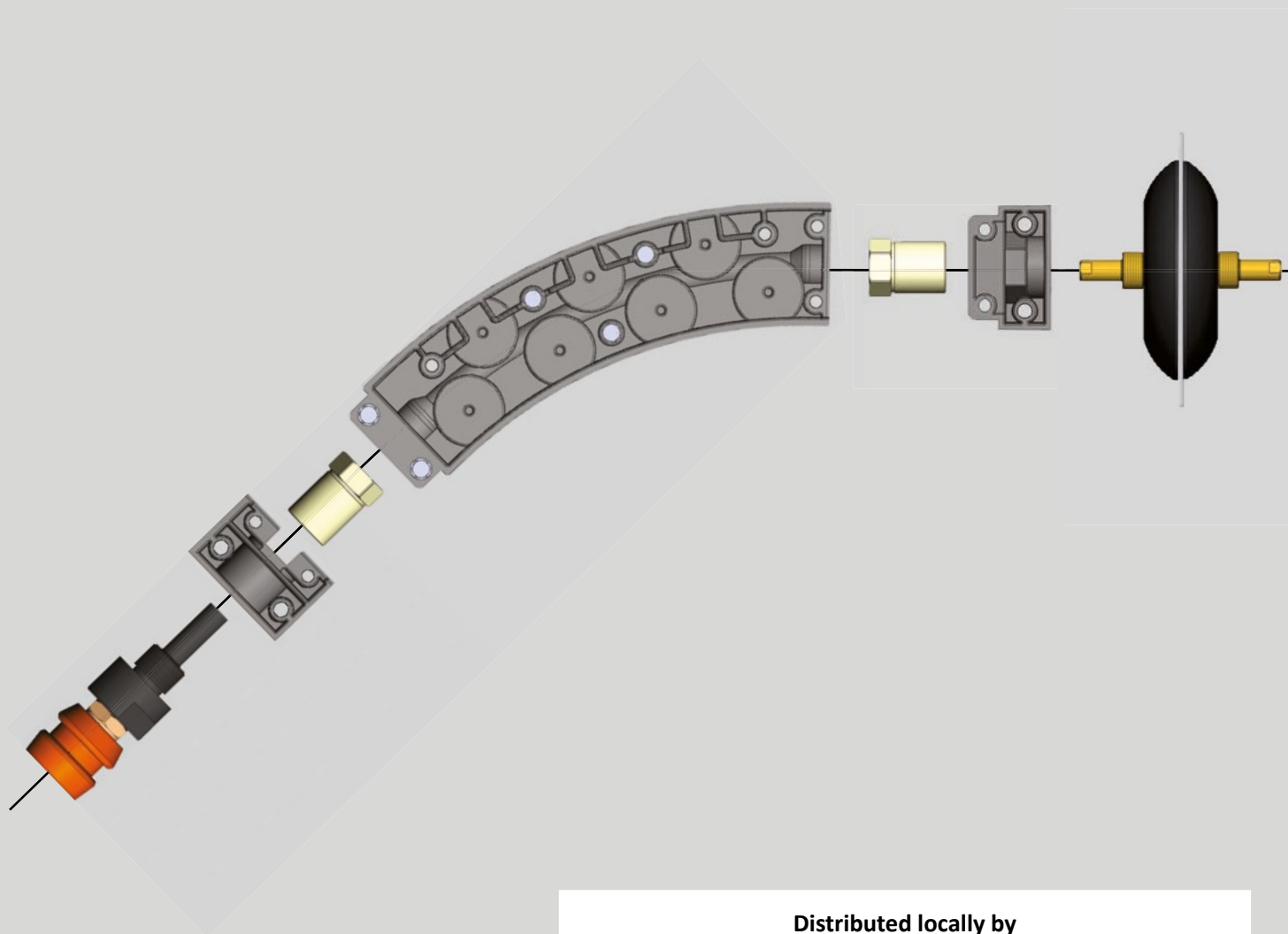
Wire Wizard fire resistant drum covers provide a protection against cardboard drums catching fire. When drums stand near or inside the weld-cell the cardboard of the drum is a potential fire risk. Available for round, square and octagon drums.

| Shape | Size | Part No. |
|----------------|-------|----------|
| Round/ Octagon | 53 cm | DC-21R |
| Round/ Octagon | 60 cm | DC-24R |
| Square | 54 cm | DC-21S |
| Square | 62 cm | DC-24S |



The art of wire feeding

www.wire-wizard.eu



Distributed locally by



Tél : +33 (0)2 40 75 63 83
Mail : contact@bonnefonindustries.fr

WIRE WIZARD
WELDING PRODUCTS

sales@wire-wizard.eu
www.wire-wizard.eu

2024-03